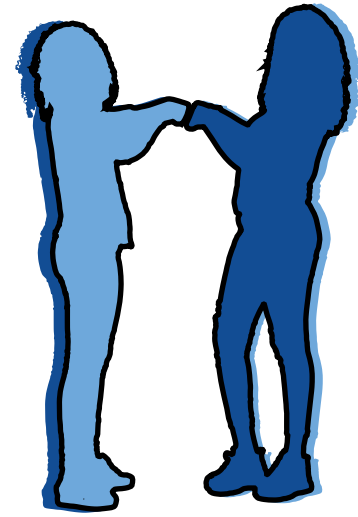




PARTNER SCAVENGER HUNT

LEAD BY EXAMPLE



BELIEVE IN YOU

THE OBJECT OF THE GAME IS TO FIND UNIQUELY HELPFUL PARTNERS AS QUICKLY AS POSSIBLE.

1. Everyone starts out scattered in the activity area.
2. The activity leader will call out a type of partner to be found. For example, "Toe-to-Toe partner!"
3. Everyone will quickly search for and find a Toe-to-Toe partner and will stand Toe to Toe. The activity leader will count down slowly from 10 to provide a verbal time limit. Use a lost and found area to help students make matches. It's okay to have 1 group of 3.
4. Once everyone has a Toe-To-Toe partner, the activity leader will call out another type of partner. For example, "Back-to-Back Partner!"
5. The process above repeats while everyone finds a new and different person as their Back-to-Back partner. Each type of partner must be a different person.
6. Repeat the process with a Pinkie-Promise Partner.

SCRAMBLE ROUNDS!

- Once students have their three unique partners, play a few scramble rounds.
- Call out a partner type and give everyone 5 seconds to find their partners that match that description. Quickly call out another partner type to create a scramble-style hunt for their match.
- Continue this for 4 to 6 rounds of scramble and then begin the debrief.

THE MESSAGE AND PURPOSE OF EACH PARTNER

- Each of the 3 unique partner types has an important meaning. You can create new partner types to match other meaningful concepts.
- For now, tell students to get with their toe-to-toe partner and use the debrief posters to guide your talk.
- After that, move on to Back-to-back partners and finish with pinkie promise partners.

TOE-TO-TOE

Everyone is battling something difficult in their personal lives. They are going toe-to-toe with a challenge!

Turn to your partner and say,
"I'm glad that I have someone who will stand and battle with me!"

BACK-TO-BACK

Life gets hard for everyone.
In fact, over a lifetime, life will
get difficult over and over again.

Turn to your partner and say,
"I'm glad that someone has my back.
You have my back and I have yours."

PINKIE PROMISE

There is greatness inside of every person. However, everyone needs people to encourage their greatness.

Turn to your partner and say,
"I pinkie promise to help you unlock your greatness for the world's benefit."

TEACHER TIPS FOR DEBRIEF SUCCESS...

- You may ask: “These messages are great, the activity is fun, but will the words really hit home for students?” Well – that depends.
- After you give the meaning behind each type of partner, students may look at the person they’ve been matched with and roll their eyes, “Yeah right. This person doesn’t have my back.”
- This is where you as an educator, mentor, and coach can step in to build real meaning for your class, team or group.
- Ask guiding questions like: “As a class community (or team), what does it look like when one of your classmates (or teammates) has your back? What does that sound like?”
- You can guide the conversation in this way: “I realize that not everyone in this room can be or will be best friends, but right now, we are all a part of a community. What will it look like for you to help one of your teammates battle something toe-to-toe, even if you don’t know what that thing is?”
- Empower your students to empower each other: “During our time together we are going to build a safe and supportive community. What are some ways that we can help our classmates unlock their unique greatness while we’re together?”